

K I N G



DT2021166-V3

kingliving.com

King Cloud V

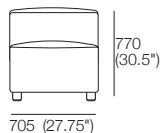
King Cloud V

General Components

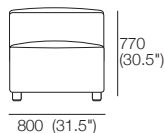
Recliner Modules

Front View shown without Arms

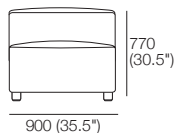
700R Module



800R Module



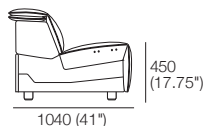
900R Module



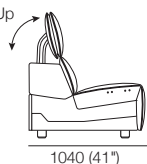
Modules 700R | 800R | 900R

Side View shown without Arms

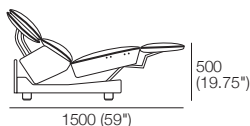
Chair (Closed Position)



Headrest Up



Reclined (Open Position)



Legs

Leg (STD)

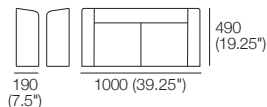


Leg-High



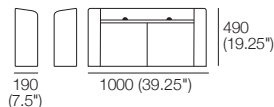
Arms Compact LH & RH

Front | Side View
Leather Detail



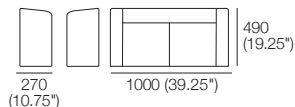
Arm Compact SMART LH & RH

for SMART Accessories: Lights | Tables
Front | Side View
Leather Detail | SMART Locations



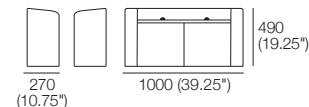
Arm Wide LH & RH

Front | Side View
Leather Detail



Arm Wide SMART LH & RH

for SMART Accessories: Lights | Tables
Front | Side View
Leather Detail



Effective November 2021, King Cloud V uses TouchGlide® Technology. The weight limit for the recliner mechanism used in King Cloud V is 130kg (286.5lb). The weight limit for King Cloud V footrest is 15kg (33lb). Maximum allowable subwoofer dimensions: Height: 415 (16.5") Width: 220 (8.75") Depth: 640 (25.25"). As King Living has a policy of continuous improvement, changes to products and specifications may be made without prior notice. Images and drawings are representative of design only. Accessories not included.

IMPORTANT: ALWAYS FULLY RETRACT THE FOOTREST BEFORE SITTING IN OR GETTING OUT OF THE RECLINER. To avoid damage to your recliner, the reclining function should only be operated when you are seated in the recliner. Any open footrests, which have a 15kg (33lb) weight limit, must be closed before getting out of or into the seat. Sliding forward over the footrest to get out of the seat or getting into a fully reclined seat may cause damage to the mechanism of the recliner and can result in the sofa tipping forward in extreme cases. This built-in tipping point was specifically designed to preserve the integrity of the mechanism if too much pressure is placed on it and to avoid permanent damage. Damage caused by improper use of Recliners will not be covered under Warranty.

King Cloud V

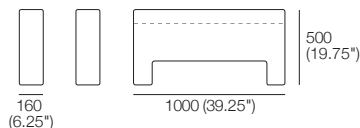
Media Components

Media Consoles

for in between modules

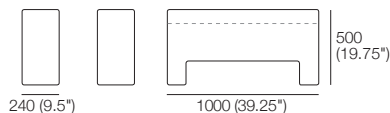
Media Console Compact

Front Back Side View



Media Console Wide

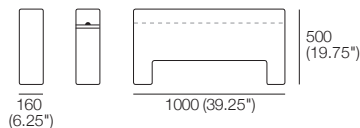
Front Back Side View



Media Console Compact SMART

SMART Pockets (rear)
for SMART Accessories: Lights | Tables

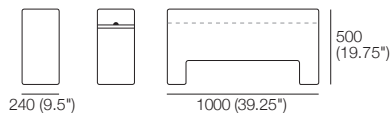
Front Back Side View



Media Console Wide SMART

SMART Pockets (rear)
for SMART Accessories: Lights | Tables

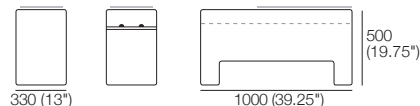
Front Back Side View



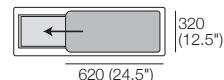
Media Console Storage XW SMART (Extra Wide)

SMART Pocket (rear) for SMART Accessories: Lights | Tables
Timber Tray Top | Storage: **W220 (8.75") x L832 (32.75") x H440 (17.25")**

Front Back Side View



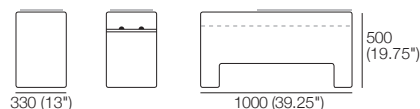
Top View



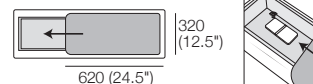
Media Console Storage XW SMART Charge (Extra Wide)

SMART Pocket (rear) for SMART Accessories: Lights | Tables
Timber Tray Top | Wireless Device Charging
Storage: **W220 (8.75") x L832 (32.75") x H440 (17.25")**

Front Back Side View



Top View



Effective November 2021, King Cloud V uses TouchGlide® Technology. The weight limit for the recliner mechanism used in King Cloud V is 130kg (286.5lb). The weight limit for King Cloud V footrest is 15kg (33lb). Maximum allowable subwoofer dimensions: Height: 415 (16.5") Width: 220 (8.75") Depth: 640 (25.25"). As King Living has a policy of continuous improvement, changes to products and specifications may be made without prior notice. Images and drawings are representative of design only. Accessories not included.

IMPORTANT: ALWAYS FULLY RETRACT THE FOOTREST BEFORE SITTING IN OR GETTING OUT OF THE RECLINER. To avoid damage to your recliner, the reclining function should only be operated when you are seated in the recliner. Any open footrests, which have a 15kg (33lb) weight limit, must be closed before getting out of or into the seat. Sliding forward over the footrest to get out of the seat or getting into a fully reclined seat may cause damage to the mechanism of the recliner and can result in the sofa tipping forward in extreme cases. This built-in tipping point was specifically designed to preserve the integrity of the mechanism if too much pressure is placed on it and to avoid permanent damage. Damage caused by improper use of Recliners will not be covered under Warranty.

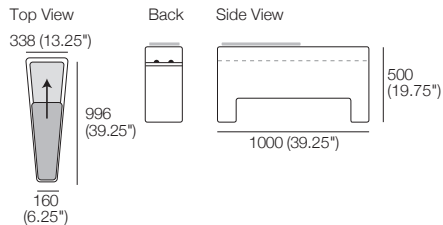
King Cloud V

Media Components | Accessories

Media Consoles: Wedge
for in between modules

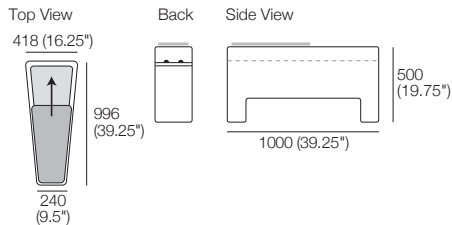
Media Console Wedge S Compact SMART

SMART Pocket (rear) for SMART Accessories: Lights | Tables
Timber Tray Top | Storage: **W**220/50 (8.75"/2")
x **L**832 (32.75") x **H**440 (17.25")



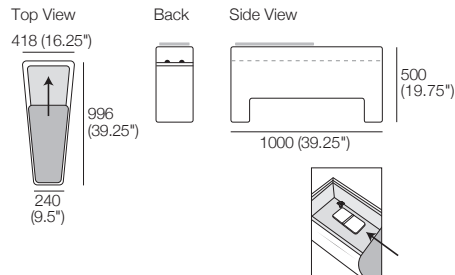
Media Console Wedge S Wide SMART

SMART Pocket (rear) for SMART Accessories: Lights | Tables
Timber Tray Top | Storage: **W**300/130 (11.75"/5")
x **L**832 (32.75") x **H**440 (17.25")



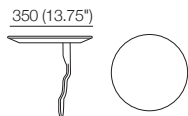
Media Console Wedge S Wide SMART Charge

SMART Pocket (rear) for SMART Accessories: Lights | Tables
Timber Tray Top | Wireless Device Charging |
Storage: **W**300/130 (11.75"/5") x **L**832 (32.75") x **H**440 (17.25")

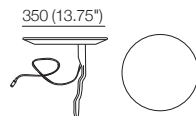


SMART Pocket Accessories

Table 350 Round



Charge Table 350 Round

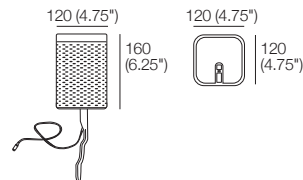


King Sofa Light LED



Sonos Bracket

Compatible with:
Sonos Play 1; Sonos One; Sonos One SL



Effective November 2021, King Cloud V uses TouchGlide® Technology. The weight limit for the recliner mechanism used in King Cloud V is 130kg (286.5lb). The weight limit for King Cloud V footrest is 15kg (33lb). Maximum allowable subwoofer dimensions: Height: 415 (16.5") Width: 220 (8.75") Depth: 640 (25.25"). As King Living has a policy of continuous improvement, changes to products and specifications may be made without prior notice. Images and drawings are representative of design only. Accessories not included.

IMPORTANT: ALWAYS FULLY RETRACT THE FOOTREST BEFORE SITTING IN OR GETTING OUT OF THE RECLINER. To avoid damage to your recliner, the reclining function should only be operated when you are seated in the recliner. Any open footrests, which have a 15kg (33lb) weight limit, must be closed before getting out of or into the seat. Sliding forward over the footrest to get out of the seat or getting into a fully reclined seat may cause damage to the mechanism of the recliner and can result in the sofa tipping forward in extreme cases. This built-in tipping point was specifically designed to preserve the integrity of the mechanism if too much pressure is placed on it and to avoid permanent damage. Damage caused by improper use of Recliners will not be covered under Warranty.

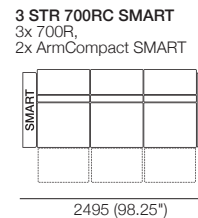
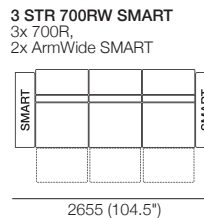
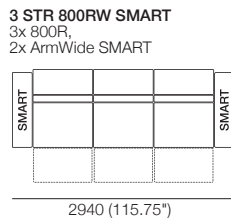
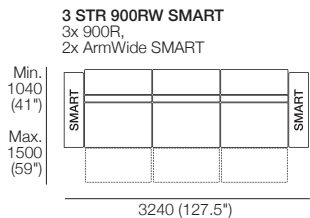
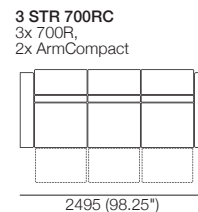
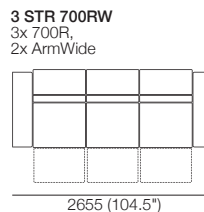
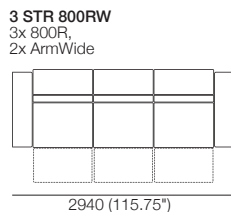
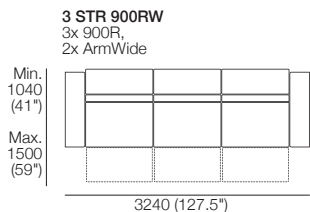
King Cloud V

Packages: 3 Seaters

Packages

RW (Recliner + Wide Arms) | **RC** (Recliner + Compact Arms)

SMART (SMART Pockets™) | Modules Depth 1040–1500 (41–59")



Effective November 2021. King Cloud V uses TouchGlide® Technology. The weight limit for the recliner mechanism used in King Cloud V is 130kg (286.5lb). The weight limit for King Cloud V footrest is 15kg (33lb). Maximum allowable subwoofer dimensions: Height: 415 (16.5") Width: 220 (8.75") Depth: 640 (25.25"). As King Living has a policy of continuous improvement, changes to products and specifications may be made without prior notice. Images and drawings are representative of design only. Accessories not included.

IMPORTANT: ALWAYS FULLY RETRACT THE FOOTREST BEFORE SITTING IN OR GETTING OUT OF THE RECLINER. To avoid damage to your recliner, the reclining function should only be operated when you are seated in the recliner. Any open footrests, which have a 15kg (33lb) weight limit, must be closed before getting out of or into the seat. Sliding forward over the footrest to get out of the seat or getting into a fully reclined seat may cause damage to the mechanism of the recliner and can result in the sofa tipping forward in extreme cases. This built-in tipping point was specifically designed to preserve the integrity of the mechanism if too much pressure is placed on it and to avoid permanent damage. Damage caused by improper use of Recliners will not be covered under Warranty.

King Cloud V

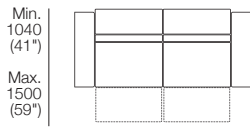
Packages: 2 Seaters | Armchairs

Packages

RW (Recliner + Wide Arms) | **RC** (Recliner + Compact Arms)

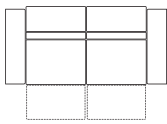
SMART (SMART Pockets™) | Modules Depth 1040–1500 (41–59")

2.5 STR 900RW
2x 900R,
2x ArmWide



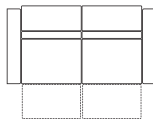
2340 (92.25")

2 STR 800RW
2x 800R,
2x ArmWide



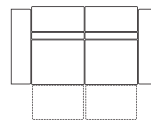
2140 (84.25")

2 STR 800RC
2x 800R,
2x ArmCompact



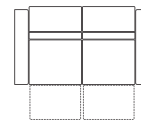
1980 (78")

2 STR 700RW
2x 700R,
2x ArmWide



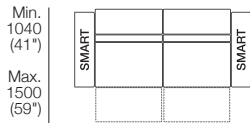
1950 (76.75")

2 STR 700RC
2x 700R,
2x ArmCompact



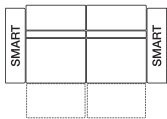
1790 (70.5")

2.5 STR 900RW SMART
2x 900R,
2x ArmWide SMART



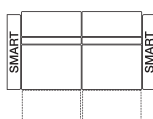
2340 (92.25")

2 STR 800RW SMART
2x 800R,
2x ArmWide SMART



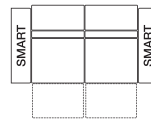
2140 (84.25")

2 STR 800RC SMART
2x 800R,
2x ArmCompact SMART



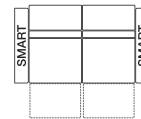
1980 (78")

2 STR 700RW SMART
2x 700R,
2x ArmWide SMART



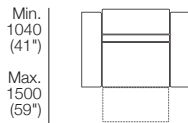
1950 (76.75")

2 STR 700RC SMART
2x 700R,
2x ArmCompact SMART



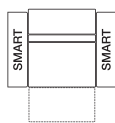
1790 (70.5")

Armchair 900RW
1x 900R,
2x ArmWide



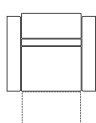
1440 (56.75")

Armchair 900RW SMART
1x 900R,
2x ArmWide SMART



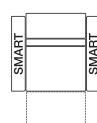
1440 (56.75")

Armchair 800RC
1x 800R,
2x ArmCompact



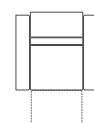
1180 (46.50")

Armchair 800RC SMART
1x 800R,
2x ArmCompact SMART



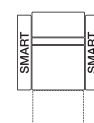
1180 (46.50")

Armchair 700RC
1x 700R,
2x ArmCompact



1085 (42.75")

Armchair 700RC SMART
1x 700R,
2x ArmCompact SMART



1085 (42.75")

Effective November 2021, King Cloud V uses TouchGlide® Technology. The weight limit for the recliner mechanism used in King Cloud V is 130kg (286.5lb). The weight limit for King Cloud V footrest is 15kg (33lb). Maximum allowable subwoofer dimensions: Height: 415 (16.5") Width: 220 (8.75") Depth: 640 (25.25"). As King Living has a policy of continuous improvement, changes to products and specifications may be made without prior notice. Images and drawings are representative of design only. Accessories not included.

IMPORTANT: ALWAYS FULLY RETRACT THE FOOTREST BEFORE SITTING IN OR GETTING OUT OF THE RECLINER. To avoid damage to your recliner, the reclining function should only be operated when you are seated in the recliner. Any open footrests, which have a 15kg (33lb) weight limit, must be closed before getting out of or into the seat. Sliding forward over the footrest to get out of the seat or getting into a fully reclined seat may cause damage to the mechanism of the recliner and can result in the sofa tipping forward in extreme cases. This built-in tipping point was specifically designed to preserve the integrity of the mechanism if too much pressure is placed on it and to avoid permanent damage. Damage caused by improper use of Recliners will not be covered under Warranty.

King Cloud V

Modules + Media Consoles | General Dimensions

Modules + Media Consoles: MC or MC Wedge

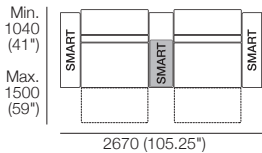
RW (Recliner + Wide Arms) | **RC** (Recliner + Compact Arms) | **SMART** (SMART Pockets™) | **Charge** (Wireless Device Charging)

XW (Extra Wide) | Configurations | Dimensions | Drawings with SMART components shown

2.5STR 900RW + Media
2x 900R, 2x ArmWide,
1x MC Storage XW SMART

2.5STR 900RW + Media SMART
2x 900R, 2x ArmWide SMART,
1x MC Storage XW SMART

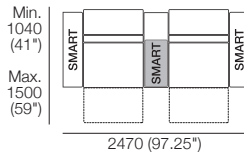
2.5STR 900RW + Media SMART Charge
2x 900R, 2x ArmWide SMART,
1x MC Storage XW SMART Charge



2STR 800RW + Media
2x 800R, 2x ArmWide,
1x MC Storage XW SMART

2STR 800RW + Media SMART
2x 800R, 2x ArmWide SMART,
1x MC Storage XW SMART

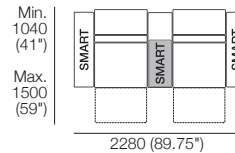
2STR 800RW + Media SMART Charge
2x 800R, 2x ArmWide SMART,
1x MC Storage XW SMART Charge



2STR 700RW + Media Console
2x 700R, 2x ArmWide,
1x MC Storage XW SMART

2STR 700RW Media SMART
2x 700R, 2x ArmWide SMART,
1x Media Console Storage XW SMART

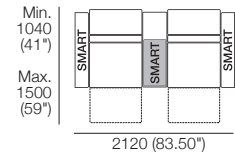
2STR 700RW Media SMART Charge
2x 700R, 2x ArmWide SMART,
1x MC Storage XW SMART Charge



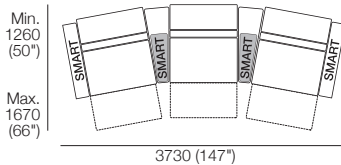
2STR 700RC Media
2x 700R, 2x ArmCompact,
1x MC Storage XW SMART

2STR 700RC Media SMART
2x 700R, 2x ArmCompact SMART,
1x Media Console Storage XW SMART

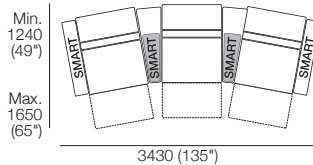
2STR 700RC Media SMART CHARGE
2x 700R, 2x ArmCompact SMART,
1x MC Storage XW SMART Charge



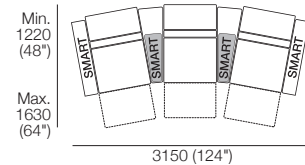
3STR 900RC + MC Wedge Storage SMART Charge
3x 900R, 2x ArmCompact SMART,
2x MC Wedge Storage Compact SMART Charge



3STR 800RC + MC Wedge Storage SMART Charge
3x 800R, 2x ArmCompact SMART,
2x MC Wedge Storage Compact SMART Charge



3STR 700RC + MC Wedge Storage SMART Charge
3x 700R, 2x ArmCompact SMART,
2x MC Wedge Storage Compact SMART Charge



Effective November 2021. King Cloud V uses TouchGlide® Technology. The weight limit for the recliner mechanism used in King Cloud V is 130kg (286.5lb). The weight limit for King Cloud V footrest is 15kg (33lb). Maximum allowable subwoofer dimensions: Height: 415 (16.5") Width: 220 (8.75") Depth: 640 (25.25"). As King Living has a policy of continuous improvement, changes to products and specifications may be made without prior notice. Images and drawings are representative of design only. Accessories not included.

IMPORTANT: ALWAYS FULLY RETRACT THE FOOTREST BEFORE SITTING IN OR GETTING OUT OF THE RECLINER. To avoid damage to your recliner, the reclining function should only be operated when you are seated in the recliner. Any open footrests, which have a 15kg (33lb) weight limit, must be closed before getting out of or into the seat. Sliding forward over the footrest to get out of the seat or getting into a fully reclined seat may cause damage to the mechanism of the recliner and can result in the sofa tipping forward in extreme cases. This built-in tipping point was specifically designed to preserve the integrity of the mechanism if too much pressure is placed on it and to avoid permanent damage. Damage caused by improper use of Recliners will not be covered under Warranty.