

KING



DT2021182-V3

kingliving.com

Nimbus V Packages

Nimbus V

Packages: 3 Seaters

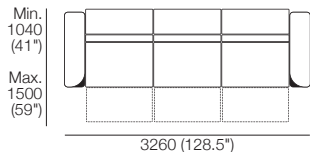
Packages

RW (Recliner + Wide Arms) | **RC** (Recliner + Compact Arms)

SMART (SMART Pockets™) | Modules Depth 1040–1500 (41–59")

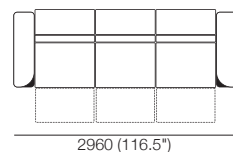
3 STR 900RW

3x 900R,
2x ArmWide



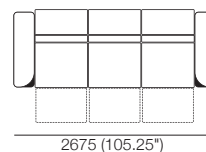
3 STR 800RW

3x 800R,
2x ArmWide



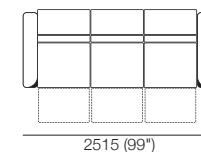
3 STR 700RW

3x 700R,
2x ArmWide



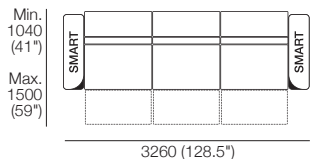
3 STR 700RC

3x 700R,
2x ArmCompact



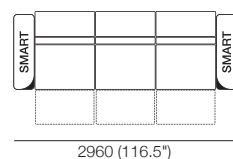
3 STR 900RW SMART

3x 900R,
2x ArmWide SMART



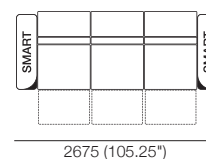
3 STR 800RW SMART

3x 800R,
2x ArmWide SMART



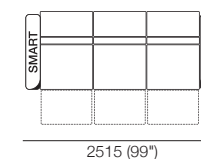
3 STR 700RW SMART

3x 700R,
2x ArmWide SMART



3 STR 700RC SMART

3x 700R,
2x ArmCompact SMART



Effective June 2023, Nimbus V uses TouchGlide® Technology. The weight limit for the recliner mechanism used in Nimbus V is 130kg (286.5lb). The weight limit for Nimbus V footrest is 15kg (33lb). Maximum allowable subwoofer dimensions: Height: 415 (16.5") Width: 220 (8.75") Depth: 640 (25.25"). As King Living has a policy of continuous improvement, changes to products and specifications may be made without prior notice. Images and drawings are representative of design only. Accessories not included.

IMPORTANT: ALWAYS FULLY RETRACT THE FOOTREST BEFORE SITTING IN OR GETTING OUT OF THE RECLINER. To avoid damage to your recliner, the reclining function should only be operated when you are seated in the recliner. Any open footrests, which have a 15kg (33lb) weight limit, must be closed before getting out of or into the seat. Sliding forward over the footrest to get out of the seat or getting into a fully reclined seat may cause damage to the mechanism of the recliner and can result in the sofa tipping forward in extreme cases. This built-in tipping point was specifically designed to preserve the integrity of the mechanism if too much pressure is placed on it and to avoid permanent damage. Damage caused by improper use of Recliners will not be covered under Warranty.

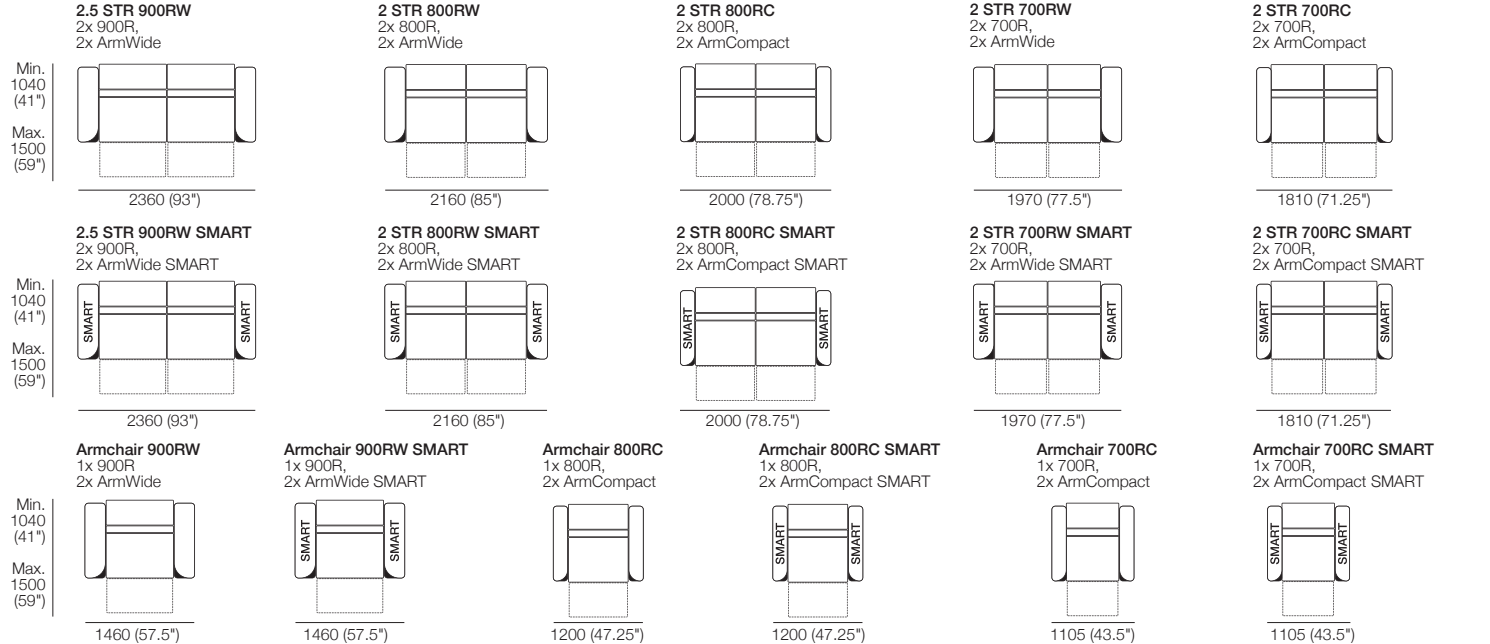
Nimbus V

Packages: 2 Seaters | Armchairs

Packages

RW (Recliner + Wide Arms) | **RC** (Recliner + Compact Arms)

SMART (SMART Pockets™) | Modules Depth 1040–1500 (41–59")



Effective June 2023, Nimbus V uses TouchGlide® Technology. The weight limit for the recliner mechanism used in Nimbus V is 130kg (286.5lb). The weight limit for Nimbus V footrest is 15kg (33lb). Maximum allowable subwoofer dimensions: Height: 415 (16.5") Width: 220 (8.75") Depth: 640 (25.25"). As King Living has a policy of continuous improvement, changes to products and specifications may be made without prior notice. Images and drawings are representative of design only. Accessories not included.

IMPORTANT: ALWAYS FULLY RETRACT THE FOOTREST BEFORE SITTING IN OR GETTING OUT OF THE RECLINER. To avoid damage to your recliner, the reclining function should only be operated when you are seated in the recliner. Any open footrests, which have a 15kg (33lb) weight limit, must be closed before getting out of or into the seat. Sliding forward over the footrest to get out of the seat or getting into a fully reclined seat may cause damage to the mechanism of the recliner and can result in the sofa tipping forward in extreme cases. This built-in tipping point was specifically designed to preserve the integrity of the mechanism if too much pressure is placed on it and to avoid permanent damage. Damage caused by improper use of Recliners will not be covered under Warranty.

Nimbus V

General Dimensions: Modules + Media Consoles

Modules + Media Consoles: MC or MC Wedge

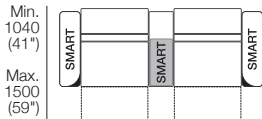
RW (Recliner + Wide Arms) | **RC** (Recliner + Compact Arms) | **SMART** (SMART Pockets™) | **Charge** (Wireless Device Charging)

XW (Extra Wide) | Configurations | Dimensions | Drawings with SMART components shown

2.5STR 900RW + Media
2x 900R, 2x ArmWide,
1x MC Storage XW SMART

2.5STR 900RW + Media SMART
2x 900R, 2x ArmWide SMART,
1x MC Storage XW SMART

2.5STR 900RW + Media SMART Charge
2x 900R, 2x ArmWide SMART,
1x MC Storage XW SMART Charge

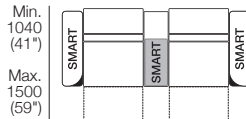


2690 (106")

2STR 800RW + Media
2x 800R, 2x ArmWide,
1x MC Storage XW SMART

2STR 800RW + Media SMART
2x 800R, 2x ArmWide SMART,
1x MC Storage XW SMART

2STR 800RW + Media SMART Charge
2x 800R, 2x ArmWide SMART,
1x MC Storage XW SMART Charge

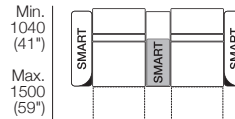


2490 (98")

2STR 700RW + Media Console
2x 700R, 2x ArmWide,
1x MC Storage XW SMART

2STR 700RW Media SMART
2x 700R, 2x ArmWide SMART,
1x Media Console Storage XW SMART

2STR 700RW Media SMART Charge
2x 700R, 2x ArmWide SMART,
1x MC Storage XW SMART Charge

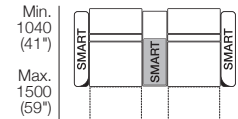


2300 (99.5")

2STR 700RC Media
2x 700R, 2x ArmCompact,
1x MC Storage XW SMART

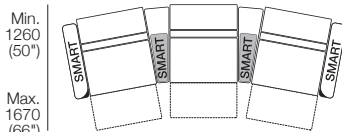
2STR 700RC Media SMART
2x 700R, 2x ArmCompact SMART,
1x Media Console Storage XW SMART

2STR 700RC Media SMART CHARGE
2x 700R, 2x ArmCompact SMART,
1x MC Storage XW SMART Charge



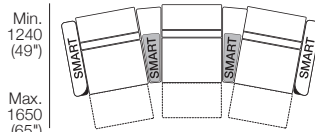
2140 (84.25")

3STR 900RC + MC Wedge Storage SMART
3x 900R, 2x ArmCompact SMART,
2x MC Wedge Storage Compact SMART



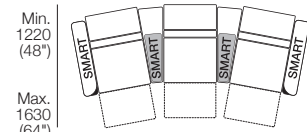
3760 (148")

3STR 800RC + MC Wedge Storage SMART
3x 800R, 2x ArmCompact SMART,
2x MC Wedge Storage Compact SMART



3460 (136.25")

3STR 700RC + MC Wedge Storage SMART
3x 700R, 2x ArmCompact SMART,
2x MC Wedge Storage Compact SMART



3180 (125.25")

Effective June 2023, Nimbus V uses TouchGlide® Technology. The weight limit for the recliner mechanism used in Nimbus V is 130kg (286.5lb). The weight limit for Nimbus V footrest is 15kg (33lb). Maximum allowable subwoofer dimensions: Height: 415 (16.5") Width: 220 (8.75") Depth: 640 (25.25"). As King Living has a policy of continuous improvement, changes to products and specifications may be made without prior notice. Images and drawings are representative of design only. Accessories not included.

IMPORTANT: ALWAYS FULLY RETRACT THE FOOTREST BEFORE SITTING IN OR GETTING OUT OF THE RECLINER. To avoid damage to your recliner, the reclining function should only be operated when you are seated in the recliner. Any open footrests, which have a 15kg (33lb) weight limit, must be closed before getting out of or into the seat. Sliding forward over the footrest to get out of the seat or getting into a fully reclined seat may cause damage to the mechanism of the recliner and can result in the sofa tipping forward in extreme cases. This built-in tipping point was specifically designed to preserve the integrity of the mechanism if too much pressure is placed on it and to avoid permanent damage. Damage caused by improper use of Recliners will not be covered under Warranty.